



AIR MOVEMENT



Rapid Ship
FAN SOLUTIONS...FAST!

Good Enough
Never Is®

The Hartzell Difference

Combine Hartzell QUALITY with your PRODUCT for a BETTER CHOICE for your customers!

GOOD ENOUGH NEVER IS.

Hartzell Air Movement is the industrial fan manufacturer that produces high-quality, efficient and innovative air movement solutions for a wide variety of tough and demanding industries and applications. We're the choice for discerning customers, who know when it comes to industrial air movement – *Good Enough Never Is.*

Customers choose Hartzell for our:

- Durability and high performance
- Low cost of ownership
- Leadership in performance testing and certification
- Advanced engineering and manufacturing processes
- Innovative design and manufacturing
- Trusted brand name

Experienced Hartzell team to assist you from design to shipping

ISO 9001:2015 Certification
AMCA Accredited Laboratory
Complete Fans and Blowers
Centrifugal Wheels
Airfoil Propellers

Hartzell Air Movement Advantages:

- **A lifetime of value**
 - Industrial fans are field proven, 100% tested, and virtually no incident of return
 - Energy efficient designs that provide a lower total cost of ownership
- **Leadership in performance**
 - Products certified by AMCA
 - Highly efficient industrial fan designs that are the quietest in the market
 - Airfoil shape wheels with industry leading measured efficiencies
 - Fiberglass products with a unique one piece wheel design that delivers consistent operational results
- **Advanced engineering and manufacturing**
 - Proven manufacturer techniques on state of the art equipment in ISO 9001:2015 manufacturing facilities
 - Engineering team utilizes the latest design tools in 3D CAD and other modeling software
 - Manufacturing
 - Powder coat paint system
 - Robotic welding
- **Creative design and manufacturing team**
 - Offering the greatest number of industrial fan design choices
 - Building products to meet your rigorous application instead of being limited to a catalog
 - Use of Hartzell-FLOW® fan selection software
 - FEA analysis capabilities
- **Trusted brand name**
 - Extensive talent pool bringing over 87 years of knowledge and experience to you
- **5-year warranty**
 - The industry's first manufacturer that stands behind their products for a full 5-years



Rapid Ship



48 Hours or Less

In stock & direct drive models ship in 48 hours as catalogued:

- Panel Fans, Series 02SH
- Utility Fans, Series 22F
- HartKool®, Series HKA
- Upblast Roof Vents, Series 61-H
- Marine Duty Duct Fan, Series 38-M & 39-M
- Heating Equipment, Series 78V & 79
- Marine Duty Duct Axial, Series 44-M




5 Days or Less



In stock belt drive models ship in 5 days or less as catalogued (with available accessories mounted or shipped loose but a modification fee may apply):

- Upblast Roof Vents, Series 69
- Duct & Duct Axial Fans, Series 31 & 46
- Vaneaxial Fans, Series 54G
- Centrifugal Fans, Series 03P
- FRP Duct Axial Fans, Series 34 & 35
- FRP Centrifugal Fans, Series 41P

How to Order

 For a Rapid Ship quotation or to place your Rapid Ship order, please call your local Hartzell representative or email RapidShip@Hartzell.com

 To find your local Hartzell representative, please visit our Website at www.hartzellairmovement.com or call us at **866.880.8887**.

  Hartzell Air Movement will ship your Rapid Ship order and charge it to your credit card or your open, approved Hartzell Air Movement account. MasterCard and Visa are gladly accepted.

Content

General Ventilation	3-6
Panel Fans	3
Utility Fans	4
HartKool®	4
Roof Ventilators	5-6
Process Ventilation	7-10
Duct Fan	7
Duct Axial® Fan	8
Vaneaxial Blower	9
Backward Curved Centrifugal Fan	10
Corrosion Resistant	11-13
Fiberglass Duct Fan	11
Fiberglass Duct Axial Fans	12
Fiberglass Backward Curved Centrifugal	13
Heating Equipment	14
Gas Fired Make Up Air	14
Door Heaters	14
Specialty Products	15-16
Marine Duty Duct Axial	15
Marine Duty Duct Fan	16
Accessories	17-18
Panel Fans and Wall Ventilators	17
HartKool® Fans	17
Centrifugal Fans	18
Roof Ventilators & Duct Fans	18
Specialty Accessories	18

Good Enough
Never Is



48 hour shipment

HARTZELL *RAPID SHIP*

The Hartzell Rapid Ship (HRS) business line provides the quality, durability and performance you expect from our products, with a rapid 48-hour turnaround time.

Dedicated Business Unit

- Experienced and exclusively dedicated team focused solely on customer service, order processing, and manufacturing of all HRS and parts orders

Competitive Offerings

- More than 100 variations of products included in HRS program: fans, blowers, ventilators, heaters and accessories
- Reliable stock levels
- Flexibility to modify in-stock products

Prompt Customer Service

- Order response within 48 minutes
- Shipment within 48 hours for most products

Dependable Product Performance

- Robust engineering and manufacturing you expect from Hartzell Air Movement
- Fans and blowers are test run and electronically balanced before shipment

Panel Fans

Standard Panel Fan (Direct Drive) – Series 02SH

- In stock models ship in 48 hours or less.
- 5 day shipment if accessories required.
- Exclusive Air-Seal Ring design.
- Adjustable pitch propeller on 24" to 36" fans; one-piece aluminum, airfoil type-2 bladed propeller on 40" to 48" fans.
- Totally enclosed fan cooled motor.
- See page 17 for accessories available from stock.
- For complete information visit www.hartzellairmovement.com



Series 02SH



Hartzell Air Movement certifies that the Series 02S, Direct Drive Panel Fan, Standard Flow, shown herein is licensed to bear the AMCA Seal. The ratings shown are based on tests and procedures performed in accordance with AMCA Publication 211 and comply with the requirements of the Certified Ratings Program.

The AMCA certified ratings seal applies to air performance ratings only.

Rating Table – Series 02SH

Size	Model	Motor		Phase	Peak Fan BHP	CFM @ Static Pressure					Approximate Shipping Weight ¹
		HP	RPM			0"	.125"	.25"	.375"	.5"	
24	S02SH-243AL---STFC*4	0.5-0.75	1160	3	0.12-0.54	3451-7097	1415-5332	157	N/A	N/A	119-131
24	S02SH-243AL---STFC*3	0.5-2	1750	3	0.40-1.87	5206-10707	3972-9516	2401-8423	1013-3111	461-1009	119-251
24	S02SH-246PA---STFC*4	0.5-0.75	1160	3	0.41	5547	4202	1609	180	N/A	119-131
24	S02SH-246PA---STFC*3	1-2	1750	3	1.42	8368	7573	6611	5105	3013	119-251
28	S02SH-283AL---STFC*4	0.5-2	1160	3	0.38-1.70	6491-11664	3440-9798	487-6415	546-2582	N/A	143-275
28	S02SH-283AL---STFCJ3	2	1750	3	1.31-1.74	9792-11193	8128-9682	5435-7332	3819-5764	1959-3806	227-275
36	S02SH-363AL---STFC*4	1.5-3	1160	3	0.91-2.65	12200-21660	7950-17390	4320-14230	3090-9460	480-2690	272-339
36	S02SH-362NB---STFCI4	1.5	1160	3	0.87	14630	10640	2340	N/A	N/A	275
36	S02SH-362NB---STFCCK3	3	1750	3	2.97	22070	19530	16880	13410	6080	340
40	S02SH-402NA---STFC*4	2-3	1160	3	2.23	22700	18720	13040	4075	N/A	341-360
48	S02SH-482NA---STFCL4	5	1160	3	5.34	35610	33140	28030	18670	N/A	497
48	S02SH-482NB---STFC*4	3-5	1160	3	3.16	31260	26200	19670	8420	N/A	384

¹Approximate weight is less motor and accessories.

• Performance certified is for Installation Type B: Free Inlet, Ducted Outlet.

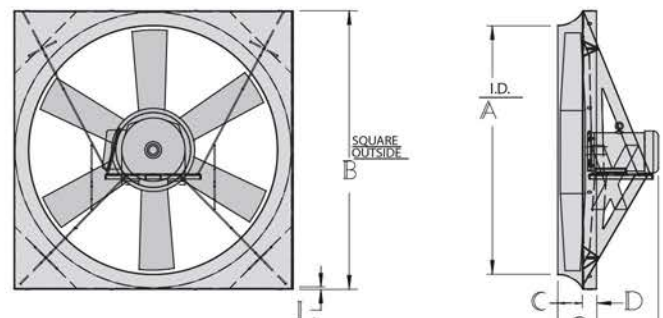
• Speed (RPM) shown is nominal. Performance is based on actual speed of test.

• Performance ratings do not include the effects of appurtenances (accessories).

Principal Dimensions – Series 02SH

Size	A	B	C	D	F (Max)	G	L
24	24 3/16	28	3 1/2	2	14 3/4	5 1/2	14 GA.
28	28 3/16	33	3 1/2	2 1/2	20 1/2	6	14 GA.
36	36 3/16	42	4	2 3/4	22 1/2	6 3/4	14 GA.
40	40 3/16	46	4 3/8	2 3/4	22 3/4	7 1/8	14 GA.
48	48 3/16	54	4 3/4	2 3/4	25 1/2	7 1/2	14 GA.

Dimensions and specifications are subject to change. Certified prints are available.



Utility Fans and HartKool®

Utility Fans – Series 22F

- **In stock models ship in 48 hours or less.**
- Compact design; versatile; durable construction.
- Requires limited space.
- Tilt-head type can be adjusted up or down.
- Totally enclosed fan cooled motors.
- Series 22F has drilled flat base for wall, column, or ceiling mounting.
- **For complete information visit www.hartzellairmovement.com**

Rating Table – Series 22F

Size	Model	Motor		Phase	CFM @ 0" Static Pressure
		HP	RPM		
36	S22F---363-L---STFCJ4	2	1160	3	18865

Principle Dimensions – Series 22F

	Fan Size	Height	Width	Depth	Approximate Shipping Weight ¹
Series 22F	36	43 3/4	47	21	285

¹Approximate weight is less motor and accessories. Dimensions and specifications are subject to change. Certified prints are available.



Series 22F

Cooling Fans – Series HKA

- **In stock models and in stock accessories ship in 48 hours or less.**
- Polyethylene venturi orifice ring.
- Efficient cast aluminum, airfoil propeller.
- Front and rear, OSHA compliant integral guarding.
- Durable, high quality finish.
- Quiet operation.
- The motor is totally enclosed air over, 115/230/60/1 voltage with 6' cord and grounded plug.
- Colors: 18" and 24" available in black; 32" and 36" available in yellow.
- See page 17 for accessories available from stock.
- **For complete information visit www.hartzellairmovement.com**

Rating Table – Series HKA

Size	Model	Motor		Amps @ 115/60/1	CFM @ 0" Static Pressure
		HP	RPM		
18	SHKAB-182NB---PLYAEC	1/3	1700	3.0	4236
24	SHKAB-242NB---PLYAFC	1/2	1700	7.0	8480
32	SHKAY-322NA---PLYAFD	1/2	1100	6.0	11187
36	SHKAY-362NC---PLYAFD	1/2	1100	6.0	13450



Series HKA

Principal Dimensions – Series HKA

Fan Size	Length	Width	Depth	Approximate Shipping Weight ¹
18	22 3/8	22 3/8	11 1/2	58
24	29	29	12 13/16	66
32	37	37	13 19/32	86
36	42 3/8	42 3/8	14 7/16	100
Mounting Hook - Small (18" & 24")	12	2	3	2
Mounting Hook - Large (32" & 36")	23	2	3	3
Wall/Ceiling Bracket	24	1 1/2	16	12
Wheeled Cart ²	42	24	29	45
Low Pressure Mist Kit				1

¹Approximate weight is less motor and accessories.

²Ships unassembled.

Upblast Roof Vent (Direct Drive)

- In stock models ship in 48 hours or less.
- 5 day shipment if accessories required.
- Powder-coated galvanized steel windband and panel. Galvanized damper lids.
- Adjustable and fixed pitch propeller on 24" to 36" fans; one-piece cast aluminum airfoil type 2-bladed propellers on 40" to 48" fans.
- Motors are totally enclosed fan cooled.
- Pre-fab roof curb available. Galvanized construction, 8" high, for flat roof (direct ship with suppliers delivery schedule).
- See page 18 for accessories available from stock.
- For complete information visit www.hartzellairmovement.com



Series 61-H

Rating Table – Series 61-H

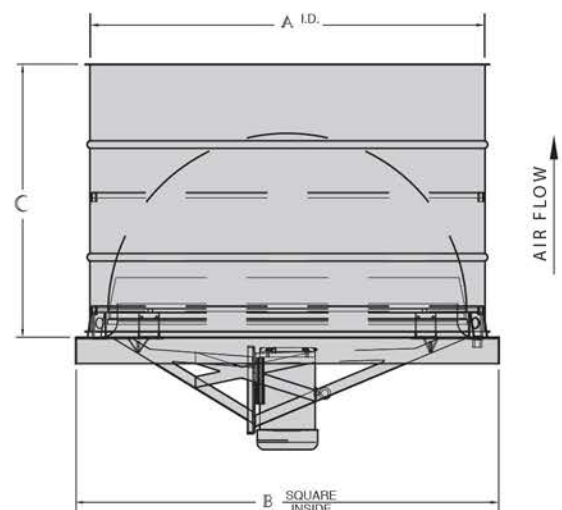
Size	Model	Motor		Phase	Peak Fan BHP	CFM @ Static Pressure					Approximate Shipping Weight ¹
		HP	RPM			0"	.125"	.25"	.375"	.5"	
24	S61-H-243AL---STFC*3	0.5-2	1750	3	0.36-1.72	4255-8671	4255-8268	4255-7812	4255-7347	4255-6872	200-250
24	S61-H-243AL---STFC*4	0.5-0.75	1160	3	0.10-0.68	4255-6535	4255-5825	4255-5077	N/A	N/A	200-250
24	S61-H-242NC---STFC*3	0.5-1.5	1750	3	1.1	7507	6858	6133	5204	N/A	200-250
24	S61-H-242NC---STFC*4	0.33-0.5	1160	3	0.32	4976	N/A	N/A	N/A	N/A	200-250
30	S61-H-304AL---STFC*4	0.5-2	1160	3	0.60-1.70	8460-11545	8460-10570	8460-9593	N/A	N/A	250-300
36	S61-H-363AL---STFC*4	1-3	1160	3	0.91-2.57	10535-18074	9737-16737	9445-15410	9445-13876	9445-12109	375-425
36	S61-H-362NA---STFC*4	1-1.5	1160	3	1.1	14800	13500	11800	N/A	N/A	375-425
40	S61-H-402NA---STFC*4	2-3	1160	3	2.1	20630	19041	17178	16109	15150	400-450
42	S61-H-422NA---STFCK4	3	1160	3	2.8	23707	22042	20166	18230	N/A	425-475
48	S61-H-482NA---STFCL4	5	1160	3	5.38	34350	32500	30400	28100	25550	625-675

¹Approximate weight is less motor and accessories.

Principal Dimensions – Series 61-H

Fan Size	24	30	36	40	42	48
A	30	36	44	48	50	56
B	36	42	48	50	54	60
C	20 3/4	20 3/4	26 3/4	26 3/4	26 3/4	38 3/4

Dimensions and specifications are subject to change. Certified prints are available.





Upblast Roof Vent (Belt Drive)

- In stock models ship in 5 days or less.
- Exterior motor mounting arrangement places the motor and belts out of air stream, making the unit ideal for handling tempered air, smoke, dust and fumes.
- Fan is heavy gauge, painted hot rolled steel, bolted to powder-coated galvanized panel. Stack cap and windband are painted galvanized steel. Galvanized damper lids.
- Cast aluminum, 6-blade, Type W, airfoil propeller.
- Motors are totally enclosed fan cooled. All motors are 1750 RPM.
- Lube tubes are standard with compatible relubricable motor.
- Weather cover, stack cap, and curb panel are standard.
- Units are shipped assembled and skid mounted.
- Pre-fab roof curb available. Galvanized construction, 8" high, for flat roof (direct ship with suppliers delivery schedule). See page 18.
- For complete information visit www.hartzellairmovement.com



Series 69



Hartzell Air Movement certifies that the Series 69, Belt Drive Upblast Roof Ventilator shown herein is licensed to bear the AMCA Seal for air and sound. The ratings shown are based on tests and procedures performed in accordance with AMCA Publication 211 and Publication 311 and comply with the requirements of the AMCA Certified Ratings Program.

Sound performance data is available upon request. Visit www.HartzellFlow.com for complete details.

Rating Table – Series 69

Size	Model	Motor		Phase	Peak Fan BHP	Fan RPM Range	CFM @ Static Pressure					Approximate Shipping Weight ¹
		HP	RPM				0"	.25"	.5"	.75"	1.0"	
12	S69---126-W---STFC*3	0.5-1	1750	3	0.23-1.04	1875-3400	1180-1935	1110-1718	1110-1451	1110-1399	1110-1110	191-255
16	S69---166-W---STFC*3	0.5-1.5	1750	3	0.31-1.19	1525-2675	2214-3883	1930-3543	1930-3226	1930-2756	1930-2155	251-335
18	S69---186-W---STFC*3	0.5-2	1750	3	0.12-1.41	900-2250	2425-4849	2425-4540	2425-4133	2425-3571	2425-2813	271-403
24	S69---246WB---STFC*3	0.5-3	1750	3	0.6-2.92	975-1873	5043-9689	4255-9086	4255-8418	4255-7607	4255-6298	426-577
28	S69---286-W---STFC*3	1-5	1750	3	1.64-3.32	1175-1491	10103-12821	8912-11837	7747-10986	5760-10077	5760-8846	540-740
30	S69---306-W---STFC*3	1-5	1750	3	0.79-4.84	700-1424	7389-15032	6625-14118	6625-13159	6625-12061	6625-10297	590-790
36	S69---366-W---STFC*3	1-7.5	1750	3	1.71-7.18	700-1250	12839-22928	10182-21610	9445-20137	9445-18480	9445-16924	755-1015
48	S69---486-W---STFC*3	1.5-10	1750	3	1.8-10.01	500-975	19164-37370	16680-35054	16680-32795	16680-30542	16680-27841	1300-1620

¹Approximate weight is less motor and accessories.

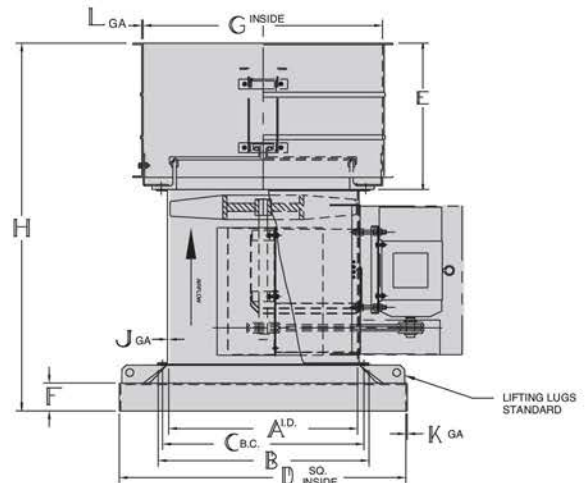
- Performance certified is for Installation Type A: Free Inlet, Free Outlet.
- Power ratings (BHP) include transmission losses.

- Performance ratings do not include the effects of appurtenances (accessories).
- CFM shown is net flow at the inlet and includes static pressure loss through ventilator.

Principal Dimensions – Series 69

Fan Size	12	16	18	24	30	36	48
A	12 7/8	16 7/8	18 7/8	24 7/8	30 7/8	37	49 1/8
B	15 5/8	19 5/8	21 5/8	29 1/8	35 1/8	41 3/8	53 1/2
C	14 5/8	18 5/8	20 5/8	26 7/8	33	39	51 5/8
D	22	26	28	36	42	48	60
E	12	12	20	20 1/2	20 1/2	26 1/2	38 1/2
F	2	24	2	2 3/4	2 3/4	2 3/4	3 3/4
G	18	22	24	30	36	44	56
H	37 9/16	41 3/16	49 5/16	57 13/16	61 5/16	67 5/16	89 1/8
J	12	12	12	10	10	10	10
K	14	14	14	14	14	14	14
L	20	20	20	20	20	20	16

Dimensions and specifications are subject to change. Certified prints are available.



Duct Fan (Belt Drive)

- **In stock models ship in 5 days or less.**
- 6-blade “W” prop operates efficiently under pressure with low RPM and brake horsepower.
- Bearings are heavy-duty, pillow block, ball or roller type selected for minimum L-50 life of 500,000 hours for horizontal fans; and 300,000 hours for vertical fans, and include extended lubrication fittings.
- Shaft seal and slinger are standard.
- Motors are totally enclosed fan cooled and out of the airstream. All motors are 1750 RPM.
- See page 18 for accessories available from stock.
- **For complete information visit www.hartzellairmovement.com**



Series 31



Hartzell Air Movement certifies that the Series 31, Belt Drive Duct Fan, shown herein is licensed to bear the AMCA seal for air performance. The ratings shown are based on tests and procedures performed in accordance with AMCA Publication 211 and comply with the requirements of the Certified Ratings Program.

The AMCA certified ratings seal applies to air performance ratings only.

Rating Table – Series 31

Size	Model	Motor		Phase	Peak Fan BHP	Fan RPM Range	CFM @ Static Pressure					Approximate Shipping Weight ¹
		HP	RPM				0"	.25"	.5"	.75"	1.0"	
12	S31---126-W---STFC*3	0.5-1	1750	3	0.24-0.82	1875-3075	1343-2202	859-2051	394-1793	169-1233	0-925	125-209
16	S31---166-W---STFC*3	0.5-1.5	1750	3	0.32-1.32	1525-2675	2512-4406	2054-4180	791-3965	234-3642	0-2665	160-292
18	S31---186-W---STFC*3	0.5-2	1750	3	0.15-1.90	900-2250	2077-5192	561-4935	0-4614	0-4170	0-2934	177-441
24	S31---246WB---STFC*3	0.5-3	1750	3	0.63-3.00	975-1873	5474-10518	4382-10020	1718-9492	539-8901	0-8130	272-676
28	S31---286-W---STFC*3	1-5	1750	3	1.6-4.51	1175-1491	10083-12800	9280-12181	8342-11515	5294-10760	3025-9710	370-525
30	S31---306-W---STFC*3	1-5	1750	3	0.81-5.00	700-1424	7933-16139	6285-15476	1894-14757	296-13973	0-12979	413-613
36	S31---366-W---STFC*3	2-7.5	1750	3	1.59-7.50	700-1353	12987-25105	10883-24188	4883-23156	1797-21981	67-20676	510-970
48	S31---486-W---STFC*3	2-10	1750	3	1.79-9.74	500-975	19521-38066	15065-35782	6464-33471	1294-31117	0-28930	850-1042

¹Approximate weight is less motor and accessories.

• Performance certified is for Installation Type D: Ducted Inlet/Ducted Outlet.
 • Power ratings (BHP) include transmission losses.

• Performance ratings do not include the effects of appurtenances (accessories).

• Drives are variable pitch. RPM shown is for listed performance and can be reduced approximately 15%.

See dimensions on next page (page 8).



Duct Axial[®] Fan (Belt Drive)

- In stock models ship in 5 days or less.
- One-piece, cast aluminum, 6-bladed, airfoil-type propeller provides maximum efficiency at medium static pressure ranges, with low speed and low noise characteristics.
- Bearings are heavy-duty, pillow block, ball or roller type selected for minimum L-50 life of 400,000 hours for horizontal fans; and 250,000 hours for vertical fans, and include extended lubrication fittings.
- Shaft seal and slinger are standard.
- See page 18 for accessories available from stock.
- For complete information visit www.hartzellairmovement.com



Series 46 (DA Prop)



Hartzell Air Movement certifies that the Series 46, Belt Drive Duct Axial Fan is licensed to bear the AMCA Seal. The ratings shown are based on tests and procedures performed in accordance with AMCA Publication 211 and comply with the requirements of the Certified Ratings Program.

The AMCA certified ratings seal applies to air performance ratings only.

Rating Table – Series 46

Size	Model	Motor		Phase	Peak Fan BHP	Fan RPM Range	CFM @ Static Pressure					Approximate Shipping Weight ¹
		HP	RPM				0"	.25"	.5"	.75"	1.0"	
12	S46---126DA---STFC*2	1.5-2	3450	3	3225-3780	1.19-2.00	2018-2421	1899-2265	1765-2156	1597-2037	1251-1972	200-248
12	S46---126DA---STFC*3	0.5-2	1750	3	1625-3780	0.22-2.00	1017-2421	648-2265	279-2156	87-2037	0-1972	116-200
16	S46---166DA---STFC*2	2-3	3450	3	2425-3406	1.25-3.00	4043-5700	3882-5571	3688-5449	3439-5317	3090-5172	290-309
16	S46---166DA---STFC*3	0.5-2	1750	3	1350-2911	0.36-2.00	2251-4900	1877-4724	912-4575	512-4406	225-4203	158-290
18	S46---186DA---STFCL2	5	3450	3	2575-3450	2.23-5.00	5709-7650	5506-7520	5281-7350	5026-7170	4738-6999	443
18	S46---186DA---STFC*3	0.5-5	1750	3	1100-3150	0.36-5.00	2439-6985	1817-6815	657-6640	244-6455	0-5415	179-443
24	S46---246DA---STFC*3	0.5-10	1750	3	750-2665	0.41-7.50	3739-13400	2632-13180	757-12930	38-12680	0-12420	315-719
28	S46---286DA---STFC*3	1-15	1750	3	1175-2264	1.84-9.71	9609-18514	8921-18175	8120-17823	7170-17459	4997-17078	442-827
36	S46---366DA---STFC*3	1.5-20	1750	3	1000-1650	3.49-11.7	16847-27798	15865-27226	14725-26628	13398-26000	11456-25332	575-1035

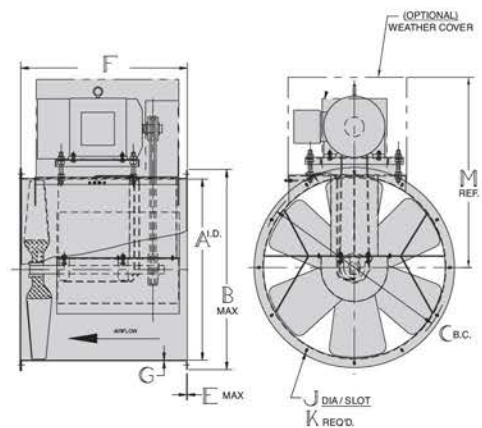
¹Approximate weight is less motor and accessories.

- Performance certified is for Installation Type D: Ducted Inlet/Ducted Outlet.
- Power ratings (BHP) include transmission losses.

- Performance ratings do not include the effects of appurtenances (accessories).
- Drives are variable pitch. RPM shown is for listed performance.

Principal Dimensions – Series 31 & 46

Fan Size	12	16	18	24	28	30	36	48
A	12 7/8	16 7/8	18 7/8	24 7/8	28 7/8	30 7/8	37	49 1/8
Max B	15 11/16	19 5/8	21 5/8	29 1/4	33 1/4	34 3/8	41 3/8	53 1/2
C	14 5/8	18 5/8	20 5/8	26 7/8	30 7/8	33	39	51 5/8
Max. E	7 GA.	7 GA.	7 GA.	7 GA.	7 GA.	7 GA.	7 GA.	3/8 GA.
F	22	25	25	31	31	34	34	42
Max.G	12 GA.	12 GA.	12 GA.	10 GA.	10 GA.	10 GA.	10 GA.	10 GA.
J	5/16 x 5/8	5/16 x 5/8	5/16 x 5/8	7/16 x 3/4	7/16 x 3/4	7/16 x 3/4	7/16 x 3/4	7/16 x 3/4
K	6	6	6	6	6	6	6	12
M	24 5/8	30 1/8	31 1/8	39 7/8	41 7/8	43 1/4	47 1/4	60 3/4
Max. Mtr. Frame	145T	182T	213T	215T	215T	215T	215T	215T



Dimensions and specifications are subject to change. Certified prints are available.



Vaneaxial Blower (Belt Drive), Type VA

- In stock models ship in 5 days or less.
- Impellers are 7-bladed, airfoil design of cast aluminum construction. Large hub-to-blade ratio prevents back flow of air. Moves large volumes of air at high static pressures.
- Bearings are heavy-duty, ball or roller type selected for minimum L-50 life of 200,000 hours and include extended lubrication fittings.
- Housings are one-piece, heavy gauge hot rolled steel with internal discharge vanes welded in the blower housing.
- Extended lube tubes with compatible relubricable motor.
- Stocked as “G” (General Industrial) Duty Construction.
- See page 18 for accessories available from stock.
- For complete information visit www.hartzellairmovement.com



Series 54-G



Hartzell Air Movement certifies that the Series 54, Belt Drive Vaneaxial, VA fan shown herein is licensed to bear the AMCA Seal for air and sound. The ratings shown are based on tests and procedures performed in accordance with AMCA Publication 211 and Publication 311 and comply with the requirements of the AMCA Certified Ratings Program.

Sound performance data is available upon request. Visit www.HartzellFlow.com for complete details.

Rating Table – Series 54, Type VA, G Duty

Size	Model	Motor		Phase	Peak Fan BHP	Fan RPM Range	CFM @ Static Pressure					Approximate Shipping Weight ¹
		HP	RPM				0"	1"	2"	3"	4"	
14	S54-G-147VA---STFC*2	0.75-5	3450	3	0.70-4.32	2500-4600	2384-4387	1740-4107	0-3795	0-3418	N/A	100-150
14	S54-G-147VA---STFC*3	0.5-0.75	1750	3	0.31-0.70	1900-2500	1812-2384	0-1740	N/A	N/A	N/A	100-150
18	S54-G-187VA---STFC*2	3-10	3450	3	2.89-9.39	2500-3700	5927-8773	5241-8309	4268-7856	0-7222	0-6580	150-200
18	S54-G-187VA---STFC*3	0.5-3	1750	3	0.62-2.89	1500-2500	3556-5927	0-5241	0-4268	N/A	N/A	150-200
21	S54-G-217VA---STFC*2	7.5-15	3450	3	6.49-12.7	2500-3125	9680-12100	8961-11539	8122-10927	7163-10244	5791-9497	225-275
21	S54-G-217VA---STFC*3	0.75-5	1750	3	0.86-4.99	1275-2290	4937-8867	3086-8069	0-7111	0-5927	N/A	225-275
26	S54-G-267VA---STFC*3	1-15	1750	3	1.20-14.9	1025-2400	7410-17350	0-16490	0-15640	0-14570	0-13250	325-375
29	S54-G-297VA---STFC*3	1.5-25	1750	3	1.67-23.1	925-2250	9449-22980	6193-22140	0-21025	0-19970	0-18730	450-500
36	S54-G-367VA---STFC*3	2-30	1750	3	2.50-30.0	750-1750	14500-34230	9832-32410	0-30480	0-28750	0-26770	650-700
42	S54-G-427VA---STFC*3	3-50	1750	3	11.04-48.0	950-1550	29000-48000	25713-45884	21142-43563	0-41105	0-38551	900-1000

¹Approximate weight is less motor and accessories.

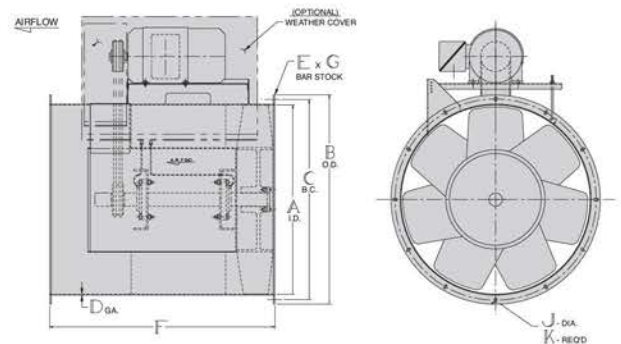
• Performance certified is for belt drive fans, Installation Type D: Ducted Inlet/Ducted Outlet.

• Power ratings (BHP) include transmission losses.

• Performance ratings do not include the effects of appurtenances (accessories).

Principal Dimensions – Series 54, G Duty

Fan Size	14	18	21	26	29	36	42
A	14	18	21	26	29	36	42
B	16 3/4	21 1/4	24 1/4	30 5/16	33 5/16	40 5/16	46 5/16
C	15 1/2	19 3/4	22 3/4	28	31	38	44 3/8
D	12	12	12	10	10	10	10
E	1/4	1/4	1/4	1/4	3/8	3/8	3/8
F	23	29	31	32	36	42	50
G	1 1/4	1 1/2	1 1/2	2	2	2	2
J	5/16	7/16 x 13/16	7/16 x 13/16	7/16 x 13/16	7/16 x 13/16	9/16 x 13/16	9/16 x 13/16
K	6	12	12	12	12	16	16
Max. Mtr. Frame	184T	215T	256T	256T	284T	286T	326T





Backward Curved Centrifugal Fans Packaged (Belt Drive)

- In stock models ship in 5 days or less with accessories.
- Clockwise rotation (CCW not available from stock) with top horizontal discharge standard. Rotatable in field. Stock fans cannot be rotated to BAD, TAD, and DB. (Flanges interfere with base.)
- Class II construction. Housing of heavy gauge hot rolled steel.
- Wheels are non-overloading backward curved, with single thickness airfoil blades.
- Fans are stocked with shafts and bearings to accommodate maximum performance as shown.
- Weather cover, drilled inlet and outlet flanges (1-1/2" wide), and ceramic shaft seal to minimize leakage standard.
- Maximum temperature is 250°F.
- See page 18 for information about accessories available from stock.
- For complete information visit www.hartzellairmovement.com



**Series 03P
Class II Construction**



Hartzell Air Movement certifies that the Backward Curved Centrifugal Fan, Packaged, Series 03P Class II Construction, shown herein, is licensed to bear the AMCA Seal for air and sound. The ratings shown are based on tests and procedures performed in accordance with AMCA Publication 211 and AMCA Publication 311 and comply with the requirements of the AMCA Certified Ratings Program.

Sound performance data is available upon request. Visit www.hartzellflow.com for complete details.

Rating Table – Series 03P

Size	Model	Max BHP	Max Motor Frame	Fan RPM Range	CFM @ Static Pressure					Approximate Shipping Weight ¹
					2	4	6	8	10	
12	S03P0-122BC100STFC**	10	215T	1625 - 3650	775-3825	1050-3575	1300-3225	1475-2875	1650-2250	249
15	S03P0-152BC100STFC**	10	215T	3225 - 4425	1225-6450	1775-5900	2200-5200	2475-4375	2750-3300	295
18	S03P0-182BC100STFC**	15	254T	1350 - 2975	1775-9125	2575-8325	2975-7550	3375-6550	2775-4750	403
22	S03P0-222BC100STFC**	20	256T	2425 - 3725	2675-13650	3850-12475	4450-11275	5050-9800	5650-7125	546
24	S03P0-242BC100STFC**	20	256T	1100 - 2875	3175-16175	4575-15125	5625-13000	6325-10900	7025-8075	631
27	S03P0-272BC100STFC**	30	286T	750 - 2325	3975-20350	5750-19025	7075-16825	7975-14150	8850-10175	845

¹Approximate weight is less motor and accessories.

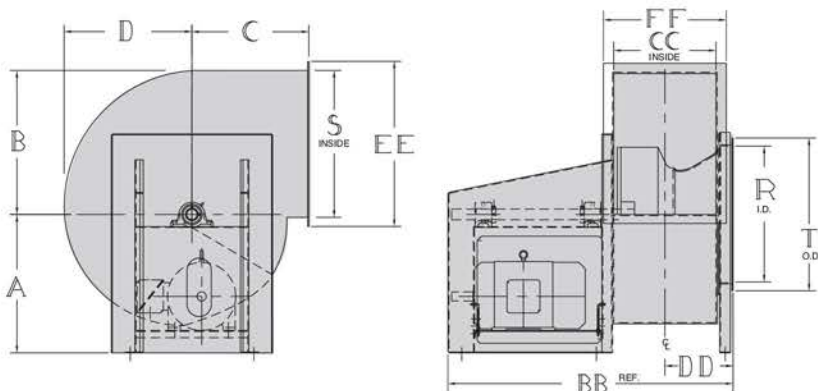
• Performance certified is for Installation Type D: Ducted Inlet/Ducted Outlet.

• Power ratings (BHP) do not include transmission losses.

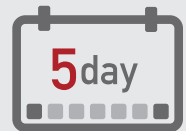
• Performance ratings do not include the effects of appurtenances (accessories).

Principal Dimensions – Series 03P

Fan Size	12	15	18	22	24	27
A	17	17	20	24 3/4	27	28 1/2
B	13 5/16	16 11/16	20	24 7/16	26 5/8	29 13/16
C	14 1/4	16 9/16	18 7/8	22	23 9/16	25 3/4
D	11 3/4	14 3/4	17 11/16	21 5/8	23 1/2	26 3/8
R	12 11/16	15 15/16	19 3/16	23 15/32	25 17/32	28 21/32
S	13 5/32	16 1/2	19 7/8	24 9/32	26 7/16	29 11/16
T	16 15/16	19 3/16	23 1/2	27 5/16	29 1/8	32
BB	40 3/4	43 1/8	50 1/4	53 7/16	55	61 13/16
CC	9 1/2	11 15/16	14 3/8	17 9/16	19 1/8	21 7/16
DD	11 1/8	12 5/16	13 9/16	15 5/32	16	17 3/16
EE	16 7/16	19 13/16	23 3/16	27 5/8	29 3/4	32 15/16
FF	12 13/16	15 1/4	17 11/16	20 7/8	22 7/16	24 3/4



Dimensions and specifications are subject to change. Certified prints are available.



Fiberglass Belt Drive Duct Fan

- In stock models ship in 5 days or less.
- Excellent in corrosive atmospheres – temperatures up to 200°F.
- Weighs 25% less than comparable carbon steel equipment.
- Six-bladed fiberglass airfoil-type propeller provides maximum efficiency at medium pressure ranges with low speeds and low noise characteristics.
- See page 18 for accessories available from stock.
- For complete information visit www.hartzellairmovement.com



Hartzell Air Movement certifies that the Series 34 Fiberglass Belt Drive Duct Fan shown herein is licensed to bear the AMCA Seal. The ratings shown are based on tests and procedures performed in accordance with AMCA Publication 211 and comply with the requirements of the Certified Ratings Program.

The AMCA certified ratings seal applies to air performance ratings only.



Series 34

Rating Table – Series 34

Size	Model	Motor		Phase	Peak Fan BHP	Fan RPM Range	CFM @ Static Pressure					Approximate Shipping Weight ¹
		HP	RPM				0"	.25"	.5"	.75"	1.0"	
12	S34---126FW---FGFC*3	0.33-0.75	1750	3	0.18-0.73	1650-2825	1130-1934	522-1764	203-1438	36-875	0-600	75-100
16	S34---166FW---FGFC*3	0.5-1	1750	3	0.36-1.04	1650-2500	2660-4030	2186-3774	1165-3438	528-2915	133-2035	100-125
18	S34---186FW---FGFC*3	0.5-1	1750	3	0.12-0.95	900-1950	2132-4620	541-4239	0-3604	0-2061	0-1525	125-150
24	S34---246FW---FGFC*3	0.5-3	1750	3	0.57-2.77	975-1875	5196-9992	3748-9486	1221-8900	292-8123	0-6545	175-200
28	S34---286FW---FGFC*3	1-5	1750	3	0.91-3.45	850-1500	7464-13172	6070-12444	2463-11683	987-10847	112-8759	200-225
36	S34---366FW---FGFC*3	1.5-7.5	1750	3	1.97-7.08	800-1325	14856-24606	12990-23581	7503-22451	4249-21155	1931-19439	325-350

¹Approximate weight is less motor and accessories.

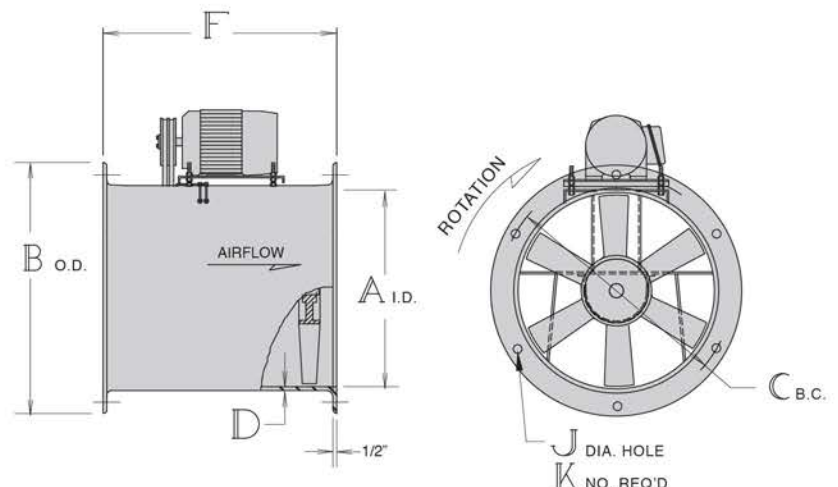
- Performance certified is for Installation Type D: Ducted Inlet/Ducted Outlet.
- Power ratings (BHP) include transmission losses.

- Performance ratings do not include the effects of appurtenances (accessories).
- Drives are variable pitch. RPM shown is for listed performance.

Principal Dimensions – Series 34

Fan Size	12	16	18	24	28	36
A	12 7/8	16 7/8	18 7/8	24 7/8	28 7/8	37
B	16 1/4	20	22 1/8	28 1/2	32 3/8	40 5/8
C	14 1/2	18 1/2	20 1/2	26 5/8	30 5/8	38 7/8
D	3/16	3/16	1/4	1/4	1/4	1/4
F	20	21	22	25	25	28
J	5/16	5/16	5/16	7/16	7/16	7/16
K	6	6	6	6	6	6

Dimensions and specifications are subject to change. Certified prints are available.





Fiberglass Duct Axial[®] Fan (Belt Drive)

- In stock models ship in 5 days or less.
- Excellent in corrosive atmospheres – temperatures up to 200°F.
- Weighs 25% less than comparable carbon steel equipment.
- Six-bladed fiberglass airfoil-type propeller provides maximum efficiency at medium pressure ranges with low speeds and low noise characteristics.
- See page 18 for accessories available from stock.
- For complete information visit www.hartzellairmovement.com



Series 35



Hartzell Air Movement certifies that the Series 35 Fiberglass Belt Drive Duct Axial Fan shown herein is licensed to bear the AMCA Seal. The ratings shown are based on tests and procedures performed in accordance with AMCA Publication 211 and comply with the requirements of the Certified Ratings Program.

The AMCA certified ratings seal applies to air performance ratings only.

Rating Table – Series 35

Size	Model	Motor		Phase	Peak Fan BHP	Fan RPM Range	CFM @ Static Pressure					Approximate Shipping Weight ¹
		HP	RPM				0"	.5"	1.0"	1.5"	2.0"	
12	S35---126-E---FGFC*2	1.5-2	3450	3	0.92-1.87	2650-3650	1658-2284	1319-2066	647-1770	372-1177	140-842	75-100
12	S35---126-E---FGFC*3	0.5-1.5	1750	3	0.23-1.54	1650-3350	1032-2096	296-1855	0-1425	0-887	0-624	75-100
16	S35---166-E---FGFC*2	2-3	3450	3	1.26-2.55	2150-2975	3446-4769	2985-4459	1706-4097	1074-3575	551-2282	100-125
16	S35---166-E---FGFC*3	0.5-2	1750	3	0.20-2.00	1100-2870	1763-4390	321-4080	0-3720	0-3230	0-1950	100-125
18	S35---186-E---FGFC*2	5-7.5	3450	3	2.44-5.10	2464-3286	5541-7390	5147-7111	4599-6789	3325-6404	2159-5912	125-150
18	S35---186-E---FGFC*3	0.5-5	1750	3	0.33-4.18	1100-3025	2474-6803	705-6496	0-6131	0-5669	0-5051	125-150
24	S35---246-E---FGFC*3	0.5-10	1750	3	0.25-7.95	750-2650	3734-13194	0-12685	0-12167	0-11611	0-10892	175-200
28	S35---286-E---FGFC*3	1-15	1750	3	0.55-9.66	650-2125	5316-17378	1233-16638	0-15814	0-14938	0-13989	200-225
36	S35---366-E---FGFC*3	1.5-20	1750	3	1.53-15.4	600-1700	10108-28641	4177-27508	556-26263	0-24872	0-23336	325-350

¹Approximate weight is less motor and accessories.

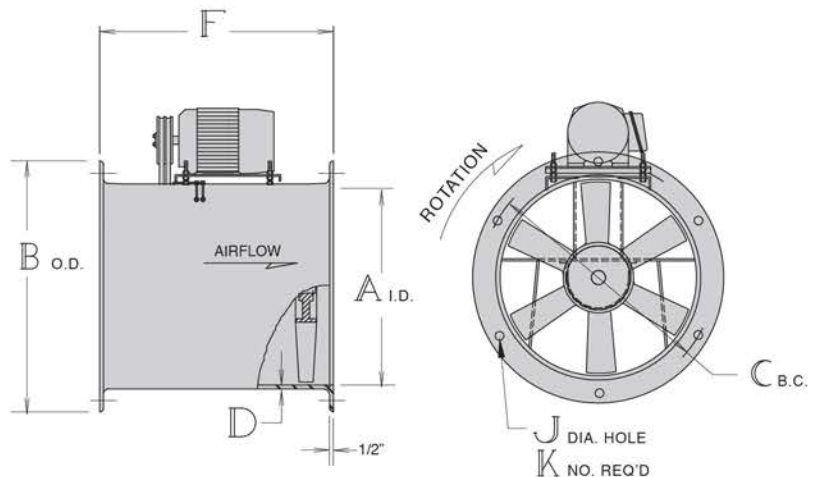
- Performance certified is for Installation Type D: Ducted Inlet/Ducted Outlet.
- Power ratings (BHP) include transmission losses.

- Performance ratings do not include the effects of appurtenances (accessories).
- Drives are variable pitch.

Principal Dimensions – Series 35

Fan Size	12	16	18	24	28	36
A	12 7/8	16 7/8	18 7/8	24 7/8	28 7/8	37
B	16 1/4	20	22 1/8	28 1/2	32 3/8	40 5/8
C	14 1/2	18 1/2	20 1/2	26 5/8	30 5/8	38 7/8
D	3/16	3/16	1/4	1/4	1/4	1/4
F	20	21	22	25	25	28
J	5/16	5/16	5/16	7/16	7/16	7/16
K	6	6	6	6	6	6

Dimensions and specifications are subject to change. Certified prints are available.





Fiberglass Backward Curved Centrifugal Fan, Packaged (Belt Drive)

- 5 days or less shipment for in-stock models with stock motor and drives mounted.
- Clockwise rotation (CCW not available from stock) with top horizontal discharge standard. Rotatable scroll. Stock fans cannot be rotated to BAD, TAD and DB. (Flanges interfere with base.)
- Class II construction.
- Offers non-overloading efficiency and economy in corrosive atmospheres up to 10" W.G. Temperatures to 250°F.
- Wheel is one-piece airfoil type, constructed with vinylester resin. Housing constructed of special corrosive resistant polyester resin plus flame retardant additives, reducing the flame spread rate below 25. Base is hot rolled steel, epoxy coated.
- Internal hardware is 304 stainless steel encapsulated with fiberglass. Shaft is 304 stainless steel.
- Flanged outlet and inlet flange are standard.
- Epoxy coated weather cover is standard.
- See page 18 for accessories available from stock.
- For complete information visit www.hartzellairmovement.com



Series 41P Class II Construction



Hartzell Air Movement certifies that the Series 41P, Fiberglass Backward Curved Centrifugal Fan, Packaged, shown herein is licensed to bear the AMCA Seal for sound and air performance. Ratings are based on tests and procedures performed in accordance with AMCA Publication 211 and Publication 311 and comply with the requirements of the AMCA Certified Ratings Program.

Sound performance data is available upon request. Visit www.HartzellFlow.com for complete details.



Featuring Fiberglass Backward Curved Wheel Type FA Wheel 100% Width

Rating Table – Series 41P

Size	Model	Max BHP	Max. Motor Frame	Fan RPM Range	CFM @ Static Pressure					Approximate Shipping Weight ¹
					2"	4"	6"	8"	10"	
12	S41P0-122FA100FGFC**	10	215T	1475-4400	800-3400	1100-3000	1300-2700	1500-2300	1600-1800	188
15	S41P0-152FA100FGFC**	10	215T	1175-3600	1150-5625	1600-5025	1900-4450	2200-3850	2500-3100	215
18	S41P0-182FA100FGFC**	15	254T	1010-2993	1800-8025	2400-7225	2800-6425	3200-5625	3600-4625	309

¹Approximate weight is less motor and accessories.

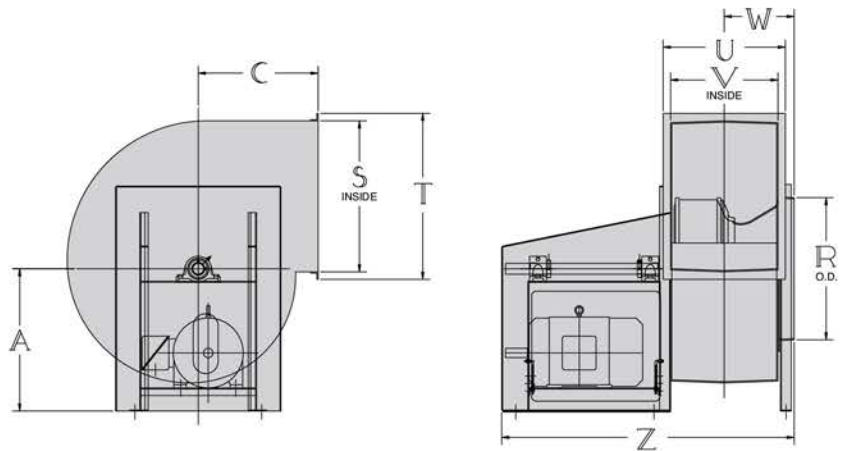
• Performance certified is for Installation Type D: Ducted Inlet/Ducted Outlet.

• Power ratings (BHP) do not include transmission losses.

• Performance ratings do not include the effects of appurtenances (accessories).

Principal Dimensions – Series 41P

Fan Size	12	15	18
A	17	17	20
C	13	16 3/16	19
R	12 1/4	16 3/8	19 3/8
S	12 7/8	16 1/8	19 3/8
T	18 1/8	21 1/16	24 1/2
U	14 3/8	16 5/8	19 1/16
V	9 5/16	11 11/16	14
W	8 1/8	9 5/16	10 9/16
Z	37 5/8	40 1/8	47 1/16



Dimensions and specifications are subject to change. Certified prints are available.

Heating Equipment

Vertical Gas Fired Make-up Air Heater

- **In stock models ship in 48 hours or less.**
- IRI pipetrain.
- 460 volt and natural gas only.
- Economical and energy efficient.
- Each unit is a complete air supply system in a self-contained package, consisting of a fan, burner, 3-place remote station and controls.
- Excellent for localized supply air applications.
- Industrial duty – constructed of powder-coated 12-gauge hot rolled steel. The unit's propellers are #319 cast aluminum alloy.
- Low noise – all Series 78V units are at 83 dBA or less @ 5'.
- Units are direct drive, no belts to adjust or replace. Extended lube lines to the motors are standard.
- Series 78V vertical units are set up for roof curb mounting. Units are ready for connection to gas line and power source.
- Standard units have bird screen and filter racks, less filters.
- **For complete information visit www.hartzellairmovement.com**



Series 78V

Rating Table – Series 78V

Model	BTU/HR	H.P.	Motor RPM	Basic Unit				Min. Inlet Gas Pressure	Approximate Shipping Weight ¹
				0" Ext. SP		1/4" Ext. SP			
				CFM ²	Temp Rise	CFM ²	Temp Rise		
S78V--486AA---STFCL5	2,900,000	5	860	27300	98°F	22900	116°F	14"	2900

¹Approximate weight is less motor and accessories.
²CFM shown is net flow at discharge and includes static pressure loss for burner, shutter and the intake roof hood.
 Static pressure for calculated resistances external to the unit assembly.

Door Heaters

- **In stock models ship in 48 hours or less.**
- IRI/FM gas plumbing train.
- 460 volt only.
- Electronic flame safeguard with LED status.
- Magnetic starter.
- Rear inlet guard.
- Block & vent valves.
- High & low gas pressure switches.
- High temperature limit switch.
- Remote station for floor mounting with selector switch.
- Door switch for automatic start and stop of unit.
- **For complete information visit www.hartzellairmovement.com**



Series 79 (Direct Drive)

Rating Table – Series 79

Model	Motor H.P.W	Fan RPM	CFM	Input BTU	Temp. Rise	Min. Inlet Gas Pressure	Approximate Shipping Weight ¹
S79---246DA---STFCJ3	2	1750	7,900	865,000	101°F	6"	400
	2	1750	7,900	930,000	109°F	7"	
	2	1750	7,900	990,000	116°F	8"	

¹Approximate weight is less motor and accessories.

Marine Duty Duct Axial[®] Fan (Direct Drive)

- In stock models ship in 48 hours or less.
- 5 day shipment with 230V motor voltage.
- 6-blade airfoil design, cast aluminum propeller, mounted with taperlock bushing.
- Housings are one-piece, heavy gauge hot rolled steel with steel flanges.
- Standard finish is a marine duty inorganic zinc base coat applied to sand blasted steel housings and an epoxy coating applied to cast aluminum impellers. This provides excellent weathering characteristics and protection against sea spray.
- Motors are totally enclosed, certified to meet IEEE 45, 50°C ambient rise, below deck, 230/460/60/3. Fractional HP motors equipped with permanently lubricated, non-regreasable bearings. Integral HP motors equipped with relubricable bearings as standard. 12", 3/4 HP fan available in single phase 115 volt.
- Motors are pre-wired 460V with electrical leads extended to watertight conduit boxes located on the exterior of the fan housings. 230V available with mod fee applied.
- Blowers are designed for mounting in any position from horizontal to vertical.
- Contact factory if accessories required.
- For complete information visit www.hartzellairmovement.com



Series 44-M – Type DA



Hartzell Air Movement certifies that the Series 44-M, Marine Duty Duct Axial[®], Direct Drive Fans shown herein are licensed to bear the AMCA Seal. The ratings shown are based on tests and procedures performed in accordance with AMCA Publication 211 and comply with the requirements of the AMCA Certified Ratings Program.

Rating Table – Series 44-M

Size	Model	Motor		Phase	Max Flow (CFM)	Approximate Shipping Weight ¹
		HP	RPM			
12	S44-M-126DA---STFIGB	3/4	3450	1	2308	105
12	S44-M-126DA---STFIG2	3/4	3450	3	2308	105
16	S44-M-166DA---STFIK2	3	3450	3	5747	154
18	S44-M-186DA---STFIL2	5	3450	3	8037	229
24	S44-M-246DA---STFIK3	3	1750	3	9072	349
28	S44-M-286DA---STFIL3	5	1750	3	14559	457
32	S44-M-326DA---STFIN3	10	1750	3	21690	669
36	S44-M-366DA---STFIP3	20	1750	3	30250	859

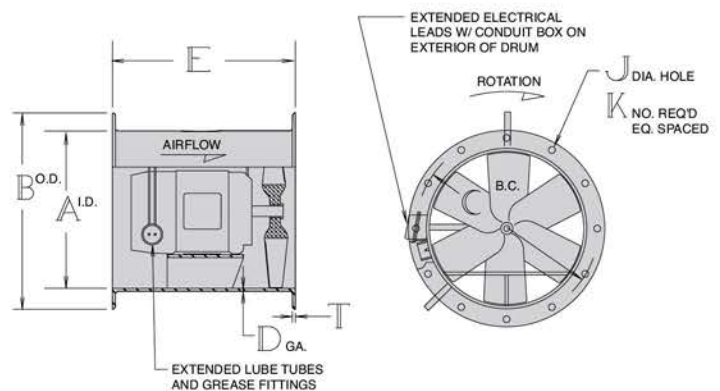
¹Approximate weight is less motor and accessories.

• Performance certified is for Installation Type D: Ducted Inlet/Ducted Outlet.

• Performance ratings do not include the effects of appurtenances (accessories).

Principal Dimensions – Series 44-M

Fan Size	12	16	18	24	28	32	36
A	12 7/8	16 7/8	18 7/8	24 7/8	28 7/8	33	37
B	16 7/16	20 7/16	22 7/16	29 7/16	33 7/16	37 7/16	41 7/16
C	15 1/8	19 1/8	21 1/8	27 5/8	31 5/8	35 3/4	39 3/4
D	1/4	1/4	1/4	1/4	1/4	1/4	1/4
E	15	15	15	23	23	24	28
J	9/16	9/16	9/16	9/16	9/16	9/16	9/16
K	12	12	12	12	12	12	12
T	1/4	1/4	1/4	1/4	1/4	1/4	1/4
Max Motor Frame	145T	184T	184T	184T	184T	215T	256T



Dimensions and specifications are subject to change. Certified prints are available.

Adjustable & Fixed Pitch Marine Duty Duct Fan

- **In stock models ship in 48 hours or less.**
- Propellers are cast aluminum, airfoil design, mounted with taperlock bushing.
- Housings are one-piece, heavy gauge hot rolled steel with steel flanges.
- Standard finish is a marine duty inorganic zinc base coat applied to sand blasted steel housings and an epoxy coating applied to cast aluminum impellers. This provides excellent weathering characteristics and protection against sea spray.
- Motors are totally enclosed, certified to meet IEEE 45, 50°C ambient rise, below deck, 230/460/60/3. Fractional HP motors equipped with permanently lubricated, non-regreasable bearings. Integral HP motors equipped with relubricable bearings as standard.
- Motors are pre-wired 460V with electrical leads extended to watertight conduit boxes located on the exterior of the fan housings.
- Blowers are designed for mounting in any position from horizontal to vertical.
- Contact factory if accessories required.
- **For complete information visit www.hartzellairmovement.com**



Series 38-M and 39-M



Hartzell Air Movement certifies that the Series 38-M, Direct Drive Fixed Pitch Duct Fan, shown herein is licensed to bear the AMCA Seal for air performance. The ratings shown are based on tests and procedures performed in accordance with AMCA Publication 211 and comply with the requirements of the Certified Ratings Program.

The AMCA certified ratings seal applies to air performance ratings only.

Rating Table – Series 38-M & 39-M

Size	Model	Motor		Phase	Peak Fan BHP	CFM @ Static Pressure					Approximate Shipping Weight ¹
		HP	RPM			0"	.5"	1.0"	1.5"	2.0"	
12	S38-M-126-W---STFI*2	0.5-0.75	3450	3	0.59	2674	2547	2372	1985	1257	80-154
16	S39-M-166AL***STFI*2	3-5	3450	3	1.12-4.71	3950-8224	3630-7865	3180-7437	2638-6845	1955-6086	252-365
16	S39-M-166AL***STFI*3	3	1750	3	0.14-0.61	2003-4171	1050-3136	60-160	N/A	N/A	252
18	S39-M-186AL***STFI*2	3-5	3450	3	2.38-4.83	5856-9006	5505-8637	5060-8225	4487-7749	3836-7160	255-368
18	S39-M-186AL***STFI*3	3	1750	3	0.27-1.05	2971-5979	1990-4837	386-526	N/A	N/A	255
24	S39-M-246AL***STFI*3	3-5	1750	3	1.05-4.41	6608-14470	5683-13117	3900-11576	1890-2953	671-1454	322-435
24	S39-M-246AL***STFI*4	1.5	1160	3	0.33-1.28	4380-9591	2190-7374	126-495	N/A	N/A	255
32	S39-M-324AL***STFI*3	7.5-10	1750	3	2.80-10.0	14805-27074	13148-24934	10808-22668	6811-19982	3479-7301	567-647
32	S39-M-324AL***STFI*4	3-5	1160	3	0.91-4.14	10118-21178	7069-17813	1878-4168	N/A	N/A	375-394

¹Approximate weight is less motor and accessories.

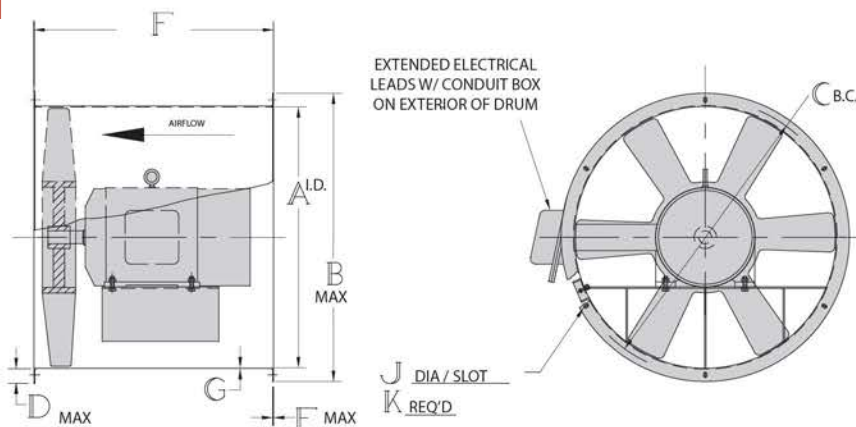
• Performance certified is for Installation Type D: Ducted Inlet/Ducted Outlet.

• Performance ratings do not include the effects of appurtenances (accessories).

• The AMCA Certified ratings seal applies to the 12" size only.

Principal Dimensions – Series 38-M & 39-M

Fan Size	12	16	18	24	32
A	12-7/8	16-7/8	18-7/8	24-7/8	33
B	15-3/4	19-11/16	21-11/16	29-1/4	37-3/8
C	14-5/8	18-5/8	20-5/8	26-7/8	35
D	1-1/4	1-1/4	1-1/4	1-1/2	1-1/2
E	7 GA.	7 GA.	7 GA.	7 GA.	7 GA.
F	22	25	25	31	34
G	12 GA.	12 GA.	12 GA.	10 GA.	10 GA.
J	5/16	5/16 X 5/8	5/16 X 5/8	7/16 X 3/4	7/16 X 3/4
K	6	6	6	6	6



Dimensions and specifications are subject to change. Certified prints are available.

Panel Fan & Wall Ventilator Accessories

Steel Panel Fan Accessories – Series 02S



Front Guard



Rear Guard



Shutter Mounting Boot & Flange¹

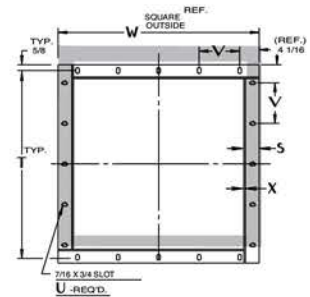
NOTE: Rear guard and flange ship unassembled as standard. Assembly available for an additional charge.

¹Panel fans (Series 02S) can be supplied with an optional mounting flange around the panel to facilitate fan mounting to the wall opening. The optional shutter mounting boot is furnished with a mounting flange as standard. Both flanges have the same bolt pattern. See chart below.

Mounting Dimensions – Series 02S (with optional boot or mounting flange)

Size	24	28	36	40	48
S	1 1/2	1 1/2	1 1/2	1 1/2	1 1/2
T	29 7/8	34 7/8	43 7/8	47 7/8	55 7/8
U	20	20	20	20	24
V	5 3/4	7	9 1/4	10 1/4	9 3/4
W	31 3/8	36 3/8	45 3/8	49 3/8	57 3/8
X	3/16	3/16	3/16	3/16	3/16

Dimensions and specifications are subject to change. Certified prints are available.



Shutters

Principal Dimensions (Shutters)

Size	24	28	36	40	48
Flange I.D.	24	28	36	40	48
Flange I.D.	27	31	39	43	51



Automatic Shutter
(.050 Aluminum)

HartKool® Accessories



Wall/Ceiling Bracket/ Mounting Hooks

Permanently mount the HartKool® from posts, walls, and ceilings.



Low Pressure Mist Kit

For evaporative cooling. Female coupling attaches to tap or garden hose.

Corrosion resistant hose, stainless steel clamps, and ULV fog nozzles, with cup filters. Available for 18", 24", 32" and 36" fans.



Wheeled Cart

Makes the HartKool® a truly portable fan, ready to go where you need it most. Holds one fan (any size) or two 18" or 24" fans.

Centrifugal Fan Accessories

Drain Kit

Steel drain kit shipped loose for Series 03P stock fans and PVC drain kit shipped loose on Series 41P stock fans.

Inlet and Outlet Guards

Inlet guards are a steel spiral ring. Outlet guards are a square wire mesh. **This accessory is available on Series 03P. Guards on Series 41P are epoxy coated.**

Roof Ventilator & Duct Fan Accessories (Steel and Fiberglass)

Weather Cover - Designed to fit all belt drive duct and duct axial fans. Covers are vented. Steel construction. Specify horizontal or vertical mounting. **This accessory is available on Series 31, 46, and 54-G. Weather cover on Series 34 and 35 fans are epoxy coated.**

Companion Flanges - Drilled to fit the flanges of the duct fan; allows easy installation. Available in steel or fiberglass construction. **This accessory is available on 31, 46, and 54-G. Companion flanges on Series 34 and 35 are fiberglass.**

Mounting Feet - Bolted to the inlet and discharge flanges, mounting feet allow positioning of the duct axial fan on the floor, ceiling, wall or platform. Can be used with vibration isolators. **This accessory is available on Series 31, 38, 46, and 54-G. Mounting feet on series 34 and 35 are epoxy coated.**

Birdscreen - Half-inch square opening, spiral guard, 19 ga. galvanized steel available. **Available on Series 61-H, 69, 31.**

Disconnect Switch - Shipped loose for field mounting. **Available on all fans.**

Inlet and Outlet Guards - Spiral ring guard bolted on inlet or outlet. **This accessory is available on Series 31, 38, 46, and 54-G. Guard on Series 34 and 35 fans are epoxy coated.**

Prefabricated Curb¹ - The IRC-1 prefabricated curb is for flat roof installation of Hartzell roof ventilators. The curb is designed for metal, concrete or wood roof decks that are not surface insulated. 8" high.

Prefabricated curbs are designed to support the weight of the fans cataloged herein and attachments not exceeding over 100 additional pounds in a 40 mph wind. Non-standard curb construction is available.

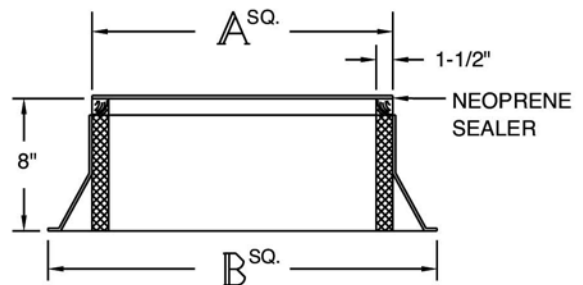
¹All prefab curbs will ship direct with supplier's standard delivery.

²Fiberglass curbs are a 6 week lead time. Ask us about epoxy coated curbs to improve your lead time.

Principal Dimensions for Series 61 and 69

Fan Size	12	16	18	24	28	30	36	48
A	21 1/4	25 1/4	27 1/4	35 1/4	41 1/4	41 1/4	47 1/4	59 1/4
B	29 1/4	33 1/4	35 1/4	43 1/4	49 1/4	49 1/4	55 1/4	67 1/4

See pages 5 and 6 for sizes available for each series



Specialty Accessories (Steel and Fiberglass)

These accessories are available for in-stock fans. Selecting any of the following accessories increases the standard lead-time to 10 days.

FRP Curb Panel - Constructed of heavy-duty fiberglass, it provides a convenient method of curb mounting a roof ventilator. **This accessory is available on Series 34 and 35.**

FRP Hood - A stationary, removable hood constructed of heavy-duty fiberglass. One-piece construction up to size 28" and two-piece construction on size 36". **This accessory is available on Series 34 and 35.**

FRP Stack Cap - Constructed of heavy-duty fiberglass with

butterfly dampers that open when the unit is on and close weathertight when unit is off. The discharge airstream prevents entry of rain or snow during operation. Designed with enough height to effectively prevent wind resistance against the operation of the fan. **This accessory is available on Series 34 and 35.**

Vane Section - The addition of a vane section to the discharge side of a duct axial fan makes it perform efficiently as a low-powered vaneaxial on the upper side of its pressure curve. Vane sections will affect performance, for complete details visit www.HartzellFlow.com. **This accessory is available on Series 35, constructed of heavy-duty fiberglass and the Series 39 and 46, constructed of heavy-duty steel.**

Key Markets

- Water and wastewater
- Marine
- Power Generation
- High Technology/Semiconductor
- Heavy Industry
- Oil and Gas
- Food Processing

Unlimited Applications

- Scrubber systems
- Dust collection
- Mining
- Ovens
- Pollution control/
Wastewater treatment plant
- Painting/ Spray booths
- Cryogenic air circulation
- Aircraft ground circulation
- Biogas/ Landfill exhaust
- Combustion air
- Drying equipment
- Heat exchangers
- Pneumatic conveying
- Fuel cells
- Air circulation
- Automotive



Hartzell-FLOW[®] Software!



Create a custom 3D model in seconds!

- Delivers quick response time.
- Generates 2D drawings & 3D fan models.
- Provides access to curves & specifications on AMCA tested & certified products.
- BIM model integration
- Database includes a multitude of fans to fit hundreds of applications!

Get started at www.hartzellflow.com

Don't see what you're looking for?

Ask about our
EXPRESS BUILD TO ORDER.

Most products can be built to order in 15 days or less.

To ensure complete customer satisfaction, all fans and blowers in Rapid Ship are fully assembled, test run, and electronically balanced before shipment.

Prefab curbs will ship direct from supplier with their normal delivery schedule.

Contact factory for availability. Call 866.880.8887 or email RapidShip@Hartzell.com.

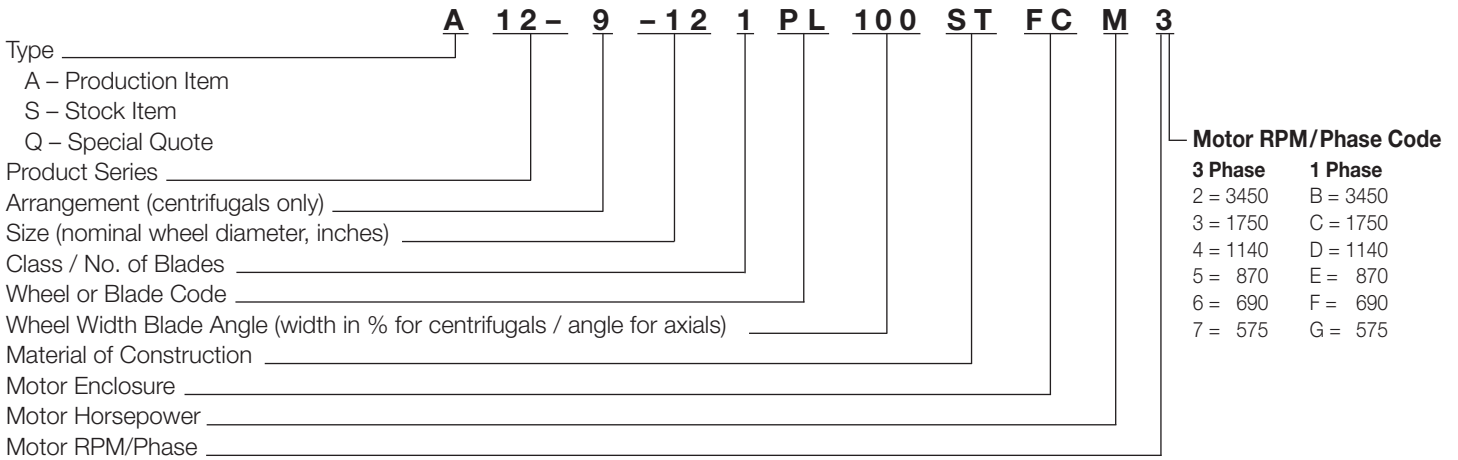


Model Code Explanation

The Hartzell model code system is designed to aid customers in completely identifying the selected unit. Be sure to include all applicable information to ensure proper order placement. Informational fields that do not apply must be filled in with hyphens or dashes. Also include a list of any options and/or accessories.

Contact your local Hartzell Sales Representative for selection or ordering assistance – **866.880.8887**.

Sample Model Code



Motor Horsepower

Horsepower	1/4	1/3	1/2	3/4	1	1 1/2	2	3	5	7 1/2	10	15	20	25	30	40	50	60	75	100	125	150	200
Code Letter	D	E	F	G	H	I	J	K	L	M	N	O	P	Q	R	S	T	U	V	W	X	Y	Z

Performance Guaranteed



**Good Enough
Never Is**

Your products are only as good as the components that go into them. We know you have high expectations, so does Hartzell Air Movement. We know you expect the most reliable and durable industrial air movement products available, so we're holding ourselves to a higher standard. We're so sure that our products will out-perform industry standards, we're backing that promise with the industry's first - and only - five-year warranty.

At Hartzell, these are words we live by. They guide us every day. Good enough isn't how you design your products. It's not how we engineer, build and support our products — or provide ongoing service to our customers. When we looked at the industry standard two-year warranty, we knew we had to do better. And we did — by offering the Hartzell **FIVE-YEAR WARRANTY**.

For more information and complete warranty details visit <https://hartzellairmovement.com/warranty-and-parts/five-year-warranty.com>.



AIR MOVEMENT

OTHER PRODUCTS INCLUDE:



TURBO PRESSURE BLOWERS



INDUSTRIAL EXHAUSTERS



DUCT FANS



DUCT AXIAL FANS



VANEAXIAL BLOWERS



COOL BLAST & UTILITY FANS



STEEL CENTRIFUGAL BLOWERS



PROP FANS & ROOF VENTILATORS

More than 50 Hartzell representative offices can provide specific performance and installation data to meet your requirements. Call your Hartzell Air Movement representative for assistance. Visit www.hartzellairmovement.com or call 800.336.3267 for the name of your representative.

Hartzell Air Movement

910 S. Downing Street
Piqua, OH 45356-0919

800.336.3267

www.hartzellairmovement.com